

## Rechteck-Stahlbauhohlprofil

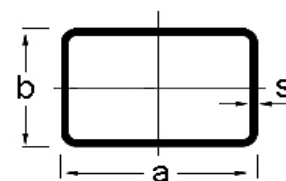


Bezeichnung	kg pro mtr
50/30/2,5	2,82
50/30/2,6	3,01
50/30/2,9	3,31
50/30/3,0	3,30
50/30/3,2	3,61
50/30/3,6	4,01
50/30/4,0	4,39
50/30/4,0	4,20
50/30/4,5	4,85
50/30/5,0	5,28
50/30/5,6	5,78
50/30/6,3	6,33
50/30/7,1	6,91

60/40/2,9	4,22
60/40/3,0	4,25
60/40/3,2	4,62
60/40/3,6	5,14
60/40/4,0	5,64
60/40/4,0	5,45
60/40/5,0	6,85
60/40/5,0	6,56
60/40/5,6	7,54
60/40/6,0	8,05
60/40/6,3	8,31
60/40/7,1	9,14
60/40/8,0	10,00

70/40/2,9	4,67
70/40/2,9	4,57
70/40/3,2	5,12
70/40/3,6	5,70
70/40/4,0	6,27
70/40/4,0	6,08
70/40/4,5	6,96
70/40/5,0	7,64
70/40/5,6	8,42
70/40/6,0	8,99
70/40/6,3	9,30
70/40/7,1	10,30
70/40/8,0	11,30

kaltgefertigt  
 kaltgefertigt spannungsfrei  
 warmgefertigt



Bezeichnung	kg pro mtr
80/40/2,9	5,13
80/40/3,0	5,19
80/40/3,2	5,62
80/40/3,6	6,27
80/40/4,0	6,90
80/40/4,0	6,71
80/40/4,5	7,67
80/40/5,0	8,42
80/40/5,0	8,13
80/40/5,6	9,30
80/40/6,3	10,30
80/40/7,1	11,40
80/40/8,0	12,50

80/60/4,0	7,97
80/60/5,0	9,70
80/60/8,0	13,80

90/50/3,0	6,13
90/50/3,2	6,63
90/50/3,6	7,40
90/50/4,0	8,15
90/50/4,0	7,97
90/50/4,5	9,08
90/50/5,0	9,89
90/50/5,0	9,70
90/50/5,6	11,10
90/50/6,3	12,30
90/50/7,1	13,60
90/50/8,0	15,00
90/50/8,8	16,30
90/50/10,0	18,00

Bezeichnung	kg pro mtr
100/50/3,0	6,60
100/50/3,6	7,96
100/50/3,6	7,81
100/50/4,0	8,78
100/50/4,0	8,59
100/50/4,5	9,79
100/50/4,5	9,42
100/50/5,0	10,80
100/50/5,0	10,50
100/50/5,6	11,90
100/50/6,3	13,30
100/50/6,3	12,50
100/50/7,1	14,70
100/50/7,1	13,80
100/50/8,0	16,30
100/50/8,8	17,60
100/50/10,0	19,60

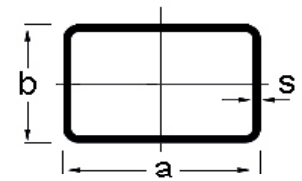
100/60/3,0	7,07
100/60/3,6	8,53
100/60/3,6	8,37
100/60/4,0	9,41
100/60/4,0	9,22
100/60/4,5	10,50
100/60/4,5	10,12
100/60/5,0	11,60
100/60/5,0	11,30
100/60/5,6	12,80
100/60/5,6	12,20
100/60/6,0	13,20
100/60/6,3	14,20
100/60/6,3	13,50
100/60/7,1	15,80
100/60/7,1	14,90
100/60/8,0	17,50
100/60/8,0	16,40
100/60/8,8	19,00
100/60/10,0	21,10

## Rechteck-Stahlbauhohlprofil



Bezeichnung	kg pro mtr
100/80/4,0	10,50
100/80/5,0	12,80
100/80/5,6	14,00
100/80/6,0	15,10
100/80/6,3	15,50
100/80/7,1	17,10
100/80/8,0	18,90

kaltgefertigt  
 kaltgefertigt spannungsfrei  
 warmgefertigt



110/60/3,6	9,10
110/60/4,0	10,00
110/60/4,5	11,20
110/60/5,0	12,30
110/60/5,6	13,70
110/60/6,3	15,20
110/60/7,1	16,90
110/60/8,0	18,80
110/60/8,8	20,40
110/60/10,0	22,70

120/50/4,0	9,85
120/50/5,0	11,89

120/60/3,0	8,01
120/60/4,0	10,70
120/60/4,0	10,50
120/60/5,0	13,10
120/60/5,0	12,80
120/60/6,0	15,10
120/60/6,3	16,20
120/60/6,3	15,50
120/60/7,1	18,10
120/60/7,1	17,10
120/60/8,0	20,10
120/60/8,0	18,90
120/60/8,8	21,80
120/60/10,0	24,30

Bezeichnung	kg pro mtr
120/80/3,0	8,96
120/80/3,6	10,80
120/80/4,0	11,90
120/80/4,0	11,70
120/80/4,5	13,30
120/80/5,0	14,70
120/80/5,0	14,40
120/80/5,6	16,30
120/80/5,6	15,80
120/80/6,0	17,00
120/80/6,3	18,20
120/80/6,3	17,50
120/80/7,1	20,30
120/80/7,1	19,30
120/80/8,0	22,60
120/80/8,0	21,40
120/80/8,8	24,50
120/80/10,0	27,40

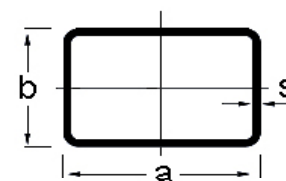
120/100/4,0	13,00
120/100/5,0	15,80
120/100/5,6	17,50
120/100/6,0	18,60
120/100/6,3	19,40
120/100/7,1	21,60
120/100/8,0	23,90

140/40/3,0	8,01
140/40/4,0	10,80
140/40/4,0	10,48
140/40/5,0	13,34
140/40/5,0	12,67
140/40/6,0	15,82
140/40/6,0	14,86

Bezeichnung	kg pro mtr
140/60/3,0	8,96
140/60/4,0	11,73
140/60/5,0	14,24
140/60/5,6	15,75
140/60/6,0	16,74
140/60/6,3	17,47
140/60/7,1	19,35
140/60/8,0	21,39

140/70/3,0	9,43
140/70/4,0	12,60
140/70/4,0	12,40
140/70/5,0	15,50
140/70/5,0	15,00
140/70/5,6	17,20
140/70/5,6	16,60
140/70/6,0	17,70
140/70/6,3	19,20
140/70/6,3	18,50
140/70/7,1	21,40
140/70/7,1	20,50
140/70/8,0	23,80
140/70/8,0	22,60
140/70/8,8	25,80
140/70/10,0	29,00
140/70/11,0	31,40
140/70/12,5	35,00

## Rechteck-Stahlbauhohlprofil



Bezeichnung	kg pro mtr
140/80/3,0	9,90
140/80/4,0	13,20
140/80/4,0	13,00
140/80/4,5	14,70
140/80/5,0	16,30
140/80/5,0	16,00
140/80/5,6	18,10
140/80/5,6	17,50
140/80/6,0	18,90
140/80/6,3	20,20
140/80/6,3	19,40
140/80/7,1	22,50
140/80/7,1	21,60
140/80/8,0	25,10
140/80/8,0	23,90
140/80/8,8	27,30
140/80/10,0	30,60
140/80/10,0	28,00
140/80/11,0	33,20
140/80/12,5	36,90

150/50/4,0	11,73
150/50/5,0	19,09

150/75/5,0	16,88
150/75/6,0	19,09

150/100/3,0	11,30
150/100/3,6	13,50
150/100/4,0	15,10
150/100/4,0	14,90
150/100/4,5	16,90
150/100/5,0	18,60
150/100/5,0	18,30
150/100/5,6	20,70
150/100/5,6	20,10
150/100/6,0	21,70
150/100/6,3	23,10
150/100/6,3	22,40
150/100/7,1	25,90
150/100/7,1	24,90
150/100/8,0	28,80
150/100/8,0	27,70
150/100/8,8	31,50
150/100/8,8	31,50
150/100/10,0	35,30
150/100/11,0	38,40
150/100/12,5	42,80

kaltgefertigt  
 kaltgefertigt spannungsfrei  
 warmgefertigt

Bezeichnung	kg pro mtr
160/80/3,0	10,80
160/80/3,6	12,90
160/80/4,0	14,40
160/80/4,0	14,20
160/80/4,5	16,10
160/80/5,0	17,80
160/80/5,0	17,50
160/80/5,6	19,90
160/80/5,6	19,30
160/80/6,0	20,70
160/80/6,3	22,20
160/80/6,3	21,40
160/80/7,1	24,70
160/80/7,1	23,80
160/80/8,0	27,60
160/80/8,0	26,40
160/80/8,8	30,10
160/80/10,0	33,70
160/80/10,0	31,80

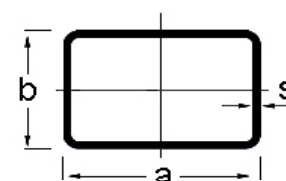
160/90/4,0	14,90
160/90/4,5	16,90
160/90/4,5	16,50
160/90/5,0	18,60
160/90/5,0	18,20
160/90/5,6	20,70
160/90/5,6	20,10
160/90/6,0	21,40
160/90/6,3	23,10
160/90/6,3	22,40
160/90/7,1	25,90
160/90/7,1	24,90
160/90/8,0	28,80
160/90/8,0	27,70
160/90/8,8	31,50
160/90/8,8	30,00
160/90/10,0	35,30
160/90/10,0	32,70
160/90/11,0	38,40
160/90/12,5	42,80

Bezeichnung	kg pro mtr
160/120/4,0	16,80
160/120/5,0	20,70
160/120/6,0	24,40

180/80/4,0	15,40
180/80/4,5	17,20
180/80/5,0	18,90
180/80/5,6	21,00
180/80/6,0	22,40
180/80/6,3	23,40
180/80/7,1	26,00
180/80/8,0	28,90

180/100/3,0	12,70
180/100/4,0	16,80
180/100/5,0	21,00
180/100/5,0	20,70
180/100/5,6	23,40
180/100/5,6	22,80
180/100/6,0	24,50
180/100/6,3	26,10
180/100/6,3	25,40
180/100/7,1	29,20
180/100/7,1	28,30
180/100/8,0	32,60
180/100/8,0	31,40
180/100/8,8	35,60
180/100/8,8	33,60
180/100/10,0	40,00
180/100/10,0	38,10
180/100/11,0	43,50
180/100/12,5	48,70
180/100/14,2	54,40
180/100/16,0	60,10

## Rechteck-Stahlbauhohlprofil



Bezeichnung	kg pro mtr
180/120/3,0	13,70
180/120/4,0	17,90
180/120/5,0	22,10
180/120/5,6	24,50
180/120/6,0	26,20
180/120/6,3	27,40
180/120/7,1	30,50
180/120/8,0	33,90

kaltgefertigt  
 kaltgefertigt spannungsfrei  
 warmgefertigt

200/80/3,0	12,70
200/80/4,0	16,80
200/80/5,0	20,50
200/80/5,6	22,80
200/80/6,0	24,30
200/80/6,3	25,40
200/80/7,1	28,30
200/80/8,0	31,40

200/100/3,0	13,70
200/100/4,0	18,00
200/100/5,0	22,10
200/100/5,6	25,10
200/100/5,6	24,50
200/100/6,0	26,40
200/100/6,3	28,10
200/100/6,3	27,40
200/100/7,1	31,40
200/100/7,1	30,50
200/100/8,0	35,10
200/100/8,0	33,90
200/100/8,8	38,40
200/100/10,0	43,10
200/100/10,0	41,30
200/100/11,0	47,00
200/100/12,0	48,51
200/100/12,5	52,60
200/100/14,2	58,80
200/100/16,0	65,20

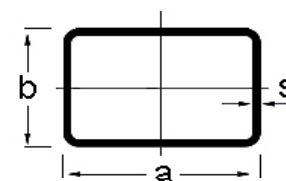
Bezeichnung	kg pro mtr
200/120/3,0	14,60
200/120/4,0	19,30
200/120/5,0	23,80
200/120/5,6	26,50
200/120/5,6	26,30
200/120/6,0	28,30
200/120/6,3	30,10
200/120/6,3	29,30
200/120/7,1	33,70
200/120/7,1	32,70
200/120/8,0	37,60
200/120/8,0	36,50
200/120/8,8	41,10
200/120/10,0	46,30
200/120/10,0	44,40
200/120/11,0	50,40
200/120/12,5	56,60
200/120/14,2	63,30
200/120/16,0	70,20

200/150/4,0	21,20
200/150/5,0	26,08
200/150/5,6	28,90
200/150/6,0	30,97
200/150/6,3	32,30
200/150/7,1	36,10
200/150/8,0	40,20
200/150/8,0	40,20
200/150/10,0	48,40

Bezeichnung	kg pro mtr
220/120/6,0	29,93
220/120/6,3	32,00
220/120/6,3	31,31
220/120/7,1	35,90
220/120/8,0	40,20
220/120/8,0	38,97
220/120/8,8	43,90
220/120/10,0	49,40
220/120/10,0	46,86
220/120/11,0	53,90
220/120/12,5	60,50
220/120/14,2	67,80
220/120/16,0	75,20

250/100/4,0	21,20
250/100/5,0	26,00
250/100/5,6	28,90
250/100/6,0	30,90
250/100/6,0	30,90
250/100/6,3	32,30
250/100/7,1	36,10
250/100/8,0	40,20
250/100/8,0	40,20
250/100/10,0	49,11

## Rechteck-Stahlbauhohlprofil



Bezeichnung	kg pro mtr
250/150/5,0	30,10
250/150/6,0	35,80
250/150/6,3	38,00
250/150/6,3	37,20
250/150/7,1	42,60
250/150/8,0	47,70
250/150/8,0	46,50
250/150/8,8	52,20
250/150/10,0	58,80
250/150/10,0	57,00
250/150/11,0	64,30
250/150/12,0	66,00
250/150/12,5	72,30
250/150/12,5	68,30
250/150/16,0	90,30

260/140/6,0	35,68
260/140/6,3	38,00
260/140/6,3	37,30
260/140/7,1	42,60
260/140/8,0	47,70
260/140/8,0	46,90
260/140/8,8	52,20
260/140/10,0	58,80
260/140/11,0	64,30
260/140/12,0	66,00
260/140/12,5	72,30
260/140/14,2	81,10
260/140/16,0	90,30

260/180/6,0	39,60
260/180/6,3	41,20
260/180/6,3	41,90
260/180/7,1	47,00
260/180/8,0	52,70
260/180/8,0	51,50
260/180/8,8	57,70
260/180/10,0	65,10
260/180/11,0	71,20
260/180/12,5	80,10
260/180/14,2	90,10
260/180/16,0	100,30

kaltgefertigt  
 kaltgefertigt spannungsfrei  
 warmgefertigt

Bezeichnung	kg pro mtr
300/100/5,0	30,00
300/100/6,0	35,80
300/100/6,3	37,20
300/100/8,0	46,50
300/100/10,0	57,00

300/150/6,0	40,50
300/150/8,0	52,80

300/200/5,0	37,80
300/200/6,0	45,20
300/200/6,3	47,10
300/200/8,0	59,10
300/200/10,0	72,70
300/200/12,0	84,80
300/200/12,5	91,90
300/200/12,5	88,00
300/200/16,0	115,00

350/250/8,0	72,80
350/250/10,	90,20
350/250/12,0	107,00

400/200/8,0	71,60
400/200/10,	88,40
400/200/12,0	104,00
400/200/12,5	112,00
400/200/16,0	141,00

Bezeichnung	kg pro mtr
400/300/8,0	85,40
400/300/10,	106,00
400/300/12,0	123,87

450/250/10,0	106,00
450/250/12,5	139,00
450/250/16,0	166,00

500/300/8,0	97,90
500/300/10,	122,00
500/300/12,5	151,00
500/300/16,0	191,00